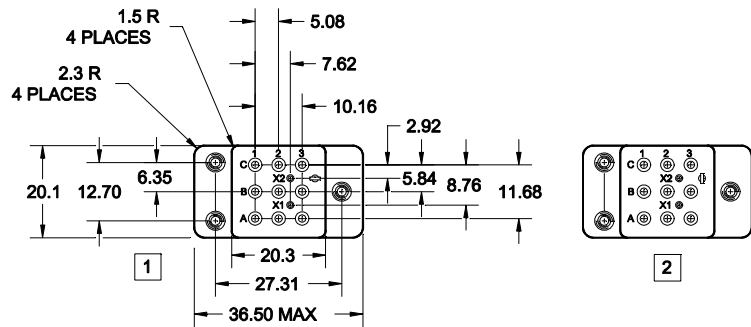
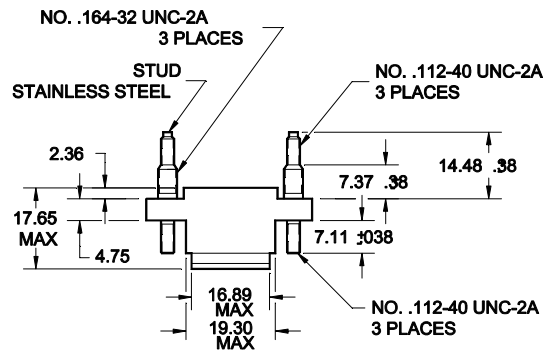


SOCKET DRAWING / PLAN DU SOCLE

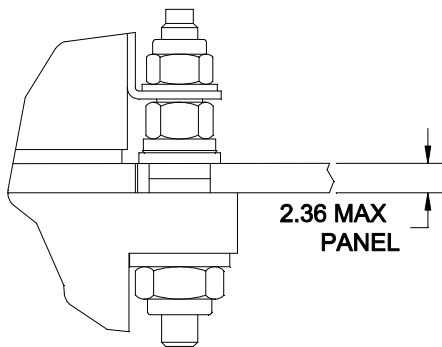


Basic socket series designation for :
YCA

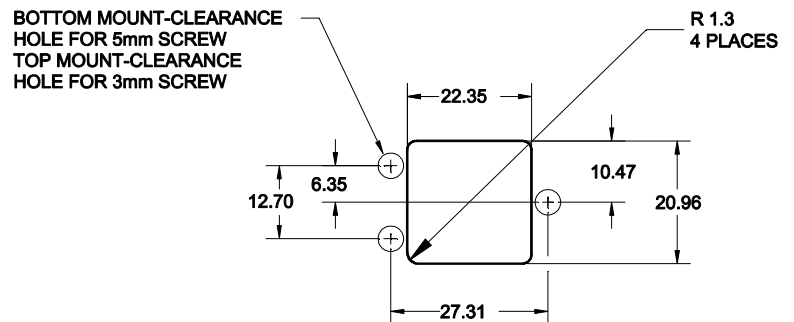
Meets the requirements of :
MIL-DTL-12883/46



HARDWARE MOUNTING DETAIL DE MONTAGE



MOUNTING DIMENSIONS PERCAGE DE LA STRUCTURE



GENERAL CHARACTERISTICS CARACTERISTIQUES GENERALES

Dimensions in mm
Tolerances, unless otherwise specified, ±0.25mm

-Supplied with mounting hardware and No. 16 contacts and crimp for power terminals; No. 20 contacts and crimp for coil terminals (SO-1065-10392)

SO-1065-10392 pour relais YCA code bobine F & K. Visserie moulée - fourni avec 9 contacts 16 /16 et 2 contacts. 20/20

- Supplied with mounting hardware and No. 16 contacts and crimp for power terminals; No. 20 contacts and crimp for coil terminals (SO-1065-10393)

SO-1065-10393 pour relais YCA code bobine J. Visserie moulée - fourni avec 9 contacts 16 /16 et 2 contacts. 20/20

Temperature range / Température d'utilisation

-70° C to +125° C.

Weight / Masse

25g max.

AMERICAS.

Tel: +1 714-736-7599

<http://www.esterline.com/powersystems>

EUROPE.

Tel: +33 3 87 97 31 01

Fax: +33 3 87 97 96 86

ASIA

Tel: +852 2 191 3830

Fax: +852 2 389 5803