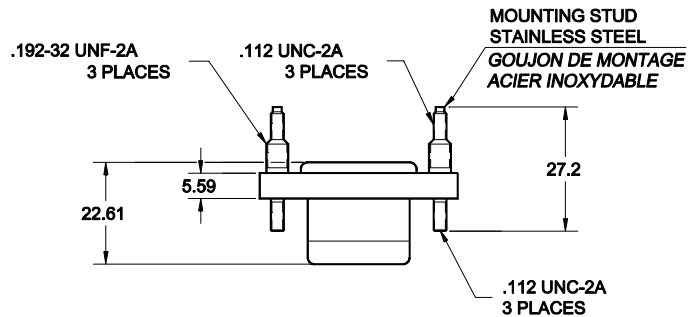
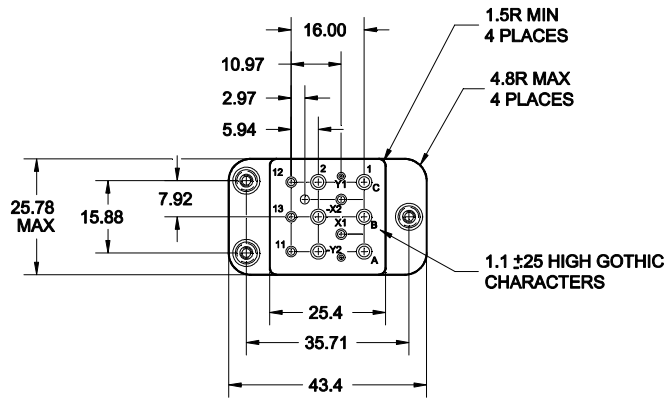


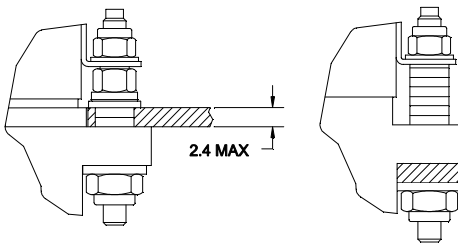
SOCKET DRAWING / PLAN DU SOCLE



Basic socket series design for :
KDL

Meets the requirements of :
MIL-DTL-12883/48

HARDWARE MOUNTING
DETAIL DE MONTAGE

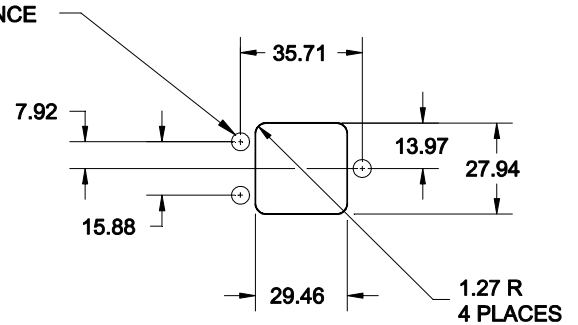


TOP MOUNTED
SOUS STRUCTURE

BOTTOM MOUNTED
SUR STRUCTURE

MOUNTING DIMENSIONS
PERCAGE DE LA STRUCTURE

BOTTOM MOUNT-CLEARANCE
HOLE FOR 5mm SCREW
TOP MOUNT-CLEARANCE
HOLE FOR 3mm SCREW



Dimensions in mm
Tolerances, unless otherwise specified, ±0.25mm

GENERAL CHARACTERISTICS
CARACTERISTIQUES GENERALES

Supplied with mounting hardware (SO-1021-7127) or without mounting hardware (SO-1021-7126)

Visserie moulée. Fourni avec 6 contacts 12 / 12 (puissance), 5 contacts 16 / 16 (bobine X1-X2 et auxiliaire) et 2 contacts 20 / 22 (bobine Y1-Y2)

Temperature range

Température d'utilisation

-70° C to +125° C.

Weight

Masse

57g max.

AMERICAS.

Tel: +1 714-736-7599

<http://www.esterline.com/powersystems>

EUROPE.

Tel: +33 3 87 97 31 01

Fax: +33 3 87 97 96 86

ASIA

Tel: +852 2 191 3830

Fax: +852 2 389 5803